



VALLABHBHAI PATEL CHEST INSTITUTE
UNIVERSITY OF DELHI, DELHI-110007

Tel: 011-27402465, 27402421

Administration Wing

Email - admin@vpci.org.in

E-TENDER NOTICE

Ref. No. VPCI/Admn.-II/Empanelment-PMJAY/2025-26/81 Date: 02/01/2026


Subject:- E-Tender for empanelment of Hospitals / Diagnostic Centers for providing diagnostic investigations, radiological tests, and laboratory services to the patients admitted in Viswanathan Chest Hospital (VCH), Vallabhbhai Patel Chest Institute (VPCI) under Ayushman Bharat Pradhan Mantri Jan Arogya Yojana (AB-PMJAY) at CGHS/AIIMS Rates.

The Director, Vallabhbhai Patel Chest Institute, University of Delhi, Delhi-110 007 invites e-tender under Single bid system i.e. **Technical bid** from eligible and NABL/NABH-accredited Diagnostic & Pathology Laboratories for **empanelment to provide diagnostic, pathological, and radiological investigations to the patients admitted in Viswanathan Chest Hospital (VCH), Vallabhbhai Patel Chest Institute (VPCI) under Ayushman Bharat Pradhan Mantri Jan Arogya Yojana (AB-PMJAY).** The empaneled facilities shall provide diagnostics at CGHS/AIIMS rates (2023 or latest), whichever is lower, on a cashless basis for a period of **Three** years & further extendable depending upon the requirements of the VPCI, from time to time as per the terms and conditions set forth through e-procurement in VPCI.

Description/Item	Details/Date
EMD	₹50,000/-
Bid Document download Start Date	02/01/2026
Bid Submission End Date	22/01/2026 upto 1:00 p.m.
Technical Bid Opening Date	23/01/2026 at 2:30 p.m.

Notes:

- All details regarding the subject tender are available on VPCI websites www.vpci.org.in and <https://eprocure.gov.in/eprocure/app>. Bidders are therefore, requested to visit these websites regularly to keep themselves updated. Any Addendum/Corrigendum will be displayed in the aforesaid websites only.
- Bids shall be submitted online only at CPP Portal website: <https://eprocure.gov.in/eprocure/app>. **Manual bids shall not be accepted in any manner.**
- The EMD/EMD Exemption Certificate should reach to the Office of Deputy Registrar, 3rd Floor, Administration Department, Multi-Storied Building, Vallabhbhai Patel Chest Institute, University of Delhi, Delhi-110007 before the closing date i.e. **22/01/2026 up to 1.00 p.m.** failing which bid will be liable for rejection. However, exemption from depositing EMD is applicable in accordance with the existing Govt. orders and will be considered if supported with valid necessary documents. Bidders have to attach scanned copies of EMD documents & EMD Exemption Certificate along with their e-tender.
- Clarifications/queries, if any, can be addressed to the Deputy Registrar, VPCI on telephone no. 011-27402473 & 011-27402421 and email: admin@vpci.org.in


DEPUTY REGISTRAR

INFORMATION & INSTRUCTIONS FOR BIDDERS

Earnest Money Deposit	<p>₹50,000/- (Rupees Fifty Thousand Only) in the form of Demand draft/Bankers Cheque/ Fixed Deposit Receipt (FDR)/Bank Guarantee in favour of Director, VPCI, Payable at Delhi valid for a period of six months. EMD/EMD Exemption Certificate should reach the Office of Deputy Registrar, Vallabhbhai Patel Chest Institute, University of Delhi, Delhi-110007 in a closed envelope super scribing "EMD for E-Tender for empanelment of Hospitals / Diagnostic Centers for providing diagnostic investigations, radiological tests, and laboratory services to the patients admitted in Viswanathan Chest Hospital (VCH), Vallabhbhai Patel Chest Institute (VPCI) under Ayushman Bharat Pradhan Mantri Jan Arogya Yojana (AB-PMJAY) at CGHS/AIIMS Rates", before the closing date and time, as specified on previous page. However, exemption from depositing EMD is applicable in accordance with the existing Govt. orders and will be considered if supported with valid necessary documents. Bidders, shall have to attach scanned copies of EMD/EMD Exemption documents/ Certificates along with the e-tender (technical bid).</p>
Issue of Tender Document	<p>Tender Document may be downloaded from VPCI website www.vpci.org.in and CPP portal http://eprocure.gov.in/eprocure/app.</p>
Bid Document Download Start Date	02/01/2026
Bid Submission End Date	02/01/2026 upto 1:00 P.M.
Technical Bid Opening Date	23/01/2026 at 2:30 P.M.

Ram

INDEX

Sl. No.	Contents	Page Nos.
1.	Annexures	4
2.	Introduction and Scope of Work/Contract	5-6
3.	Eligibility Criteria	7-8
4.	Documents to be submitted with Technical Bid	8-9
5.	Technical Bid Format & Evaluation	9-10
6.	General Terms & Conditions of Contract	10-12
7.	Submission Instructions	12
8.	Important Disclaimer	13
9.	Technical Bid (Annexure-A)	14
10.	Specimen for Agreement (Annexure-B)	15-18
11.	Undertaking to Accept Terms & Conditions (Annexure-C)	19
12.	Declaration regarding Non-Blacklisting (Annexure-D)	20
13.	Undertaking to maintain CGHS/AIIMS rates (Annexure-E)	21
14.	Complete List of Investigation (Annexure - F)	22



**VALLABHBHAI PATEL CHEST INSTITUTE
UNIVERSITY OF DELHI
DELHI-110007**

TENDER DOCUMENT

**FOR THE CONTRACT FOR EMPANELMENT OF HOSPITALS / DIAGNOSTIC
CENTERS FOR PROVIDING DIAGNOSTIC INVESTIGATIONS,
RADIOLOGICAL TESTS, AND LABORATORY SERVICES TO VPCI**

- | | | |
|-----------------|---|--|
| 1. Annexure (A) | : | Technical Bid Form |
| 2. Annexure (B) | : | Specimen for Agreement |
| 3. Annexure (C) | : | Undertaking to Accept Terms & Conditions |
| 4. Annexure (D) | : | Declaration regarding Non-Blacklisting |
| 5. Annexure (E) | : | Undertaking to maintain CGHS/AIIMS rates |

Ram

**VALLABHBHAI PATEL CHEST INSTITUTE
UNIVERSITY OF DELHI
DELHI-110007**

The Director, Vallabhbhai Patel Chest Institute, University of Delhi, Delhi-110007 invites e-tenders under Single Bid System from eligible and NABL/NABH-accredited Diagnostic & Pathology Laboratories for empanelment to provide diagnostic, pathological, and radiological investigations to the patients admitted in Viswanathan Chest Hospital (VCH) at Vallabhbhai Patel Chest Institute (VPCI) under Ayushman Bharat Pradhan Mantri Jan Arogya Yojana (AB-PMJAY) at CGHS/AIIMS Rates.

The empaneled facilities shall provide diagnostics at CGHS/AIIMS rates (2023 or latest), whichever is lower, on a cashless basis for a period of Three (3) Years and further extendable depending upon the requirements of VPCI from time to time as per the terms and conditions set forth through e-procurement in VPCI.

How to apply:

The agencies meeting the under mentioned mandatory requirements should submit Technical as well as Financial bid in the prescribed format.

EMD of ₹50,000/- (Rupees Fifty Thousand Only) in the form of Demand Draft/Bankers Cheque/Fixed Deposit Receipt (FDR)/Bank Guarantee in favour of Director, VPCI, Payable at "Delhi" valid for a period of six months. EMD should reach the Office of Deputy Registrar, Vallabhbhai Patel Chest Institute, University of Delhi, Delhi-110007 in a closed envelope super scribing **"EMD for E-Tender for empanelment of Hospitals / Diagnostic Centers for providing diagnostic investigations, radiological tests, and laboratory services to the patients admitted in Viswanathan Chest Hospital (VCH) at Vallabhbhai Patel Chest Institute (VPCI) under Ayushman Bharat Pradhan Mantri Jan Arogya Yojana (AB-PMJAY) at CGHS/AIIMS Rates"**, before the closing date and time, as specified on previous page. However, exemption from depositing EMD is applicable in accordance with the existing Govt. orders and will be considered if supported with valid necessary documents. Bidders should have to attach scanned copies of EMD/EMD Exemption documents along with the e-tender (technical bid).

TERMS & CONDITIONS

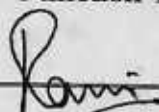
1. Scope of Work/Contract

The empaneled Hospital/Diagnostic Centre shall provide the following services to the patients admitted in Viswanathan Chest Hospital (VCH) at Vallabhbhai Patel Chest Institute (VPCI) under Ayushman Bharat Pradhan Mantri Jan Arogya Yojana (AB-PMJAY) at CGHS/AIIMS Rates:

1.1 Laboratory Investigations

The facility must be capable of conducting:

- **Haematology** – Complete Blood Count (CBC), Peripheral Smear, Bone Marrow Studies, etc
- **Biochemistry** – Blood glucose, Lipid Profile, Liver Function Tests (LFT), Kidney Function Tests (KFT), Electrolytes, etc.



- **Microbiology** – Culture & Sensitivity, Gram Staining, AFB Smear, Urine Culture, Blood Culture, etc.
- **Immunology** – Antibody & Antigen detection tests, Rheumatoid Factor, ANA Panel, etc.
- **Serology** – HIV, HBsAg, Anti-HCV, VDRL, Widal Test, etc.
- **Cytology** – Pap Smear, Body Fluid Cytology, etc.
- **Histopathology** – Tissue Biopsy examination, H&E staining, Immunohistochemistry
- **Molecular Diagnostics** – RT-PCR, Real-time PCR, Gene Sequencing (NGS), DNA/RNA Panels, Viral Load Testing

1.2 Radiological Investigations

The facility must have capability for:

- **X-Ray** – Chest, Abdomen, Spine, Extremities, Fluoroscopy, etc.
- **Ultrasound** – Abdomen, Pelvis, Vascular, Echocardiography, etc.
- **CT Scan** – High-resolution CT (HRCT) of Chest, Abdomen, Head, Spine, Extremities, etc.
- **MRI** – Brain, Spine, Abdomen, Pelvis, Extremities, etc.
- **PET Scan** – (If available at facility)

1.3 Specialized Diagnostic Services

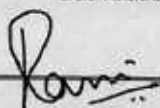
- **Cardiology:** ECG, Echocardiography (2D/3D), Treadmill Test (TMT), Holter Monitoring, etc.
- **Pulmonology:** Pulmonary Function Test (PFT), DLCO (Diffusion Lung Carbon Monoxide), Sleep Studies, Bronchoscopy (if applicable)
- **Endoscopy Services:** Upper GI Endoscopy, Colonoscopy, Bronchoscopy (as applicable)
- **Other Specialized Diagnostics:** As when required by VPCI on case-to-case basis

Note: For complete list of investigations please see Annexure - F

1.4 Service Requirements

The empaneled facility shall adhere to the following service standards:

- **Cashless Diagnostic Services** – All investigations shall be provided on a cashless basis under PM-JAY
- **Report Delivery** – Reports shall be delivered within stipulated timelines as mutually agreed (typically within 24-48 hours for routine tests, urgent reports within 6 hours)
- **24x7 Emergency Diagnostics** – Emergency diagnostic services available on-call basis for critical patients
- **Digital Report Sharing** – All test reports must be shared with VCH, VPCI in both digital and hard copy formats
- **Sample Collection** – Facility-based sample collection from VCH, VPCI wards or designated collection centers
- **Quality Assurance** – Compliance with ISO 15189 standards for laboratory medicine
- **Data Security** – Secure storage and handling of patient data as per HIPAA/GDPR guidelines
- **Ambulance Service** – 24x7 availability of fully equipped emergency ambulance services for immediate transport and stabilization of critically ill patients.



2. Eligibility Criteria

Participating Hospitals/Diagnostic Centers must fulfill all the following mandatory requirements:

2.1 Accreditation

- **Valid NABL Accreditation** (National Accreditation Board for Testing and Calibration Laboratories) for Laboratory Services as per ISO 15189:2022
- **Valid NABH Accreditation** (National Accreditation Board for Hospitals and Healthcare Providers) for Hospital/Diagnostic Centers
- Accreditation certificate must be current and valid at the time of bid submission

2.2 Statutory Licenses & Approvals

The facility must possess:

- **AERB Approval** (Atomic Energy Regulatory Board) for Radio diagnostic Centers (mandatory for X-Ray and other radiological services)
- **PCPNDT Registration** (Pre-conception and Pre-natal Diagnostic Techniques) where applicable
- **Biomedical Waste Management Authorization** as per relevant Government rules
- **Fire Safety NOC** (No Objection Certificate) from competent authority
- **Pollution Control Board Clearance** (if applicable)
- **BSL-2/BSL-3 Certification** for Microbiology Laboratory (where applicable)

2.3 Operational Experience

- **Minimum 3 Years of Continuous Operation** as a diagnostic facility
- Experience with Government/PSU healthcare schemes preferable
- No record of significant complaints or adverse incidents

2.4 Location

- Facility must be located **within a radius of 0 to 10 kilometers** from VPCI premises (Delhi-110007)
- Easy accessibility for patients and VPCI representatives
- Adequate parking and patient amenities

2.5 Rate Compliance

- Must provide all services strictly at **CGHS/AIIMS rates** (2023 or latest versions, whichever is lower)
- No additional charges except GST where applicable
- Rate schedule to be submitted with bid

2.6 Qualified Manpower

The facility must maintain:

- **Qualified Pathologist(s)** with relevant qualification and registration (minimum MD/DNB)
- **Qualified Radiologist(s)** for radiological services (minimum MD/DNB/FRCR)
- **Qualified Microbiologist(s)** (minimum M.Sc./M.Tech/MD)
- **Trained Technicians** with relevant certifications (DMLT/B.Sc. MLT/CT Tech)
- Sufficient staffing to ensure 24x7 coverage for critical tests

Ram

2.7 Equipment & Infrastructure

- **Modern, Calibrated Equipment** with valid calibration certificates
- **Annual Maintenance Contracts (AMC)** for all major diagnostic equipment
- **Uninterrupted Power Supply** with battery backup and generator
- **Internet Connectivity** for digital reporting and EMR integration
- **Air-Conditioned Laboratory** maintaining ISO standards

2.8 Non-Blacklisting

- Bidder organization **must not be blacklisted** by any Government Department, PSU, Ministry, or relevant regulatory authority
- Affidavit of non-blacklisting status must be submitted

3. Documents to be Submitted with Technical Bid

All bidders must submit the following documents along with their Technical Bid through the CPP Portal:

3.1 Institutional Registration:

- Certificate of Registration of the institution
- Certificate of Incorporation (for private/corporate entities)
- Memorandum of Association and Articles of Association

3.2 Accreditation Certificates:

- Original or certified copy of NABH/NABL Accreditation Certificate (current and valid)
- Certificate of approval from NABH/NABL showing scope of accreditation

3.3 Statutory Licenses & Approvals:


- AERB Approval Certificate for Radiodiagnostic Center
- PCPNDT Registration Certificate (where applicable)
- Biomedical Waste Management Authorization
- Fire Safety NOC from Fire Department
- Pollution Control Board Clearance/Consent (where applicable)
- BSL Certification for Microbiology (if applicable)

3.4 Equipment & Calibration:

- Detailed list of diagnostic equipment available with make, model, and year of manufacture
- Valid calibration certificates for all major diagnostic equipment (not older than 12 months)
- Annual Maintenance Contracts (AMC) for major equipment

3.5 Tests & Services Offered:

- Comprehensive list of laboratory tests offered with corresponding CGHS/AIIMS rates
- Rate compliance declaration
- List of radiological services with CGHS/AIIMS rates
- List of specialized diagnostic services available



3.6 Manpower Details:

- Organizational chart with key personnel
- Curriculum Vitae (CV) of Pathologist(s), Radiologist(s), and Microbiologist(s) with qualification copies
- Medical Registration certificates of doctors (MCI/State Medical Council)
- Details of technicians with relevant certifications (DMLT/B.Sc. MLT/CT Tech)
- Staff strength details for 24×7 operations

3.7 Financial & Tax Documents:

- PAN Certificate (Permanent Account Number)
- GST Registration Certificate
- Last 3 years Audited Financial Statements
- Bank Details (Account number, IFSC Code)

3.8 Location & Infrastructure:

- Proof of location with distance from VPCI (within 0-10 km)
- Layout plan of facility
- Photographs of laboratory, radiological unit, and patient amenities

3.9 Affidavits & Undertakings:

- Affidavit of non-blacklisting status from any Government/PSU
- Undertaking to maintain CGHS/AIIMS rates
- Undertaking to provide cashless services under PM-JAY
- Undertaking for compliance with all statutory requirements

3.10 Experience & References:

- Details of experience with Government/PSU healthcare schemes (minimum 3 years)
- Reference list with contact details of previous clients/departments served
- Details of any complaint or adverse incidents in past 3 years

3.11 EMD Documentation:

- Scanned copy of EMD (Demand Draft/Banker's Cheque/FDR/Bank Guarantee)
- EMD Exemption Certificate (if applicable) with supporting documents

4. Technical Bid Format & Evaluation


4.1 Bid Format

Technical bids must be submitted in the prescribed format available on the CPP Portal. The bid should include all mandatory documents clearly indexed and labeled.

4.2 Evaluation Criteria

The Technical Bid shall be evaluated on the following parameters: -

Criterion	Points	Remarks
Equipment & Infrastructure	15	Modernity, calibration, compliance with standards



Manpower Qualification	15	Qualifications and experience of key personnel
Location & Accessibility	20	Proximity to VPCI 0 to 2 KM
	15	Proximity to VPCI 2 to 5 KM
	10	Proximity to VPCI 5 to 10 KM
Experience with Government Schemes	10	Track record with PMJAY/CGHS/other govt schemes
Empaneled	20	Empanelment of the Hospital/ Diagnostic Lab with DU
	10	Empanelment of the Hospital/ Diagnostic with other Institution
Quality Assurance Measures	10	ISO certification, QA protocols, compliance record
Turnover of Lab Reports	10	Turnaround time for reports and digital delivery

The marks will be strictly awarded by the Expert Medical Committee of the VPCI.

4.3 Bid Opening & Evaluation Timeline

- Technical bids will be opened on the notified date.
- Qualified bidders will be intimated of their selection through CPP Portal. No communication will be made directly to the bidder.
- Contract finalization and service commencement shall follow within 30 days of selection

5. General Terms & Conditions of Contract

5.1 Duration & Extension

- **Initial Contract Period:** Three (3) Years from the date of contract signing
- **Renewal:** Extendable by mutual consent for further periods based on performance, compliance, and VPCI requirements
- **Termination:** Either party may terminate with 30 days' written notice in case of non-compliance

5.2 Performance Standards

The empaneled facility shall:

- Maintain 99% service availability for routine diagnostics
- Provide emergency diagnostics within 6 hours of request
- Deliver routine report within 24-48 hours of sample receipt
- Maintain 100% quality compliance with NABL/NABH standards
- Undergo regular compliance audits by VPCI

5.3 Rate Compliance

- All services shall strictly be provided at CGHS/AIIMS rates (2023 or latest), whichever is lower
- Any deviation from agreed rates shall result in penalty/contract termination
- Rate updates to be reviewed annually with mutual consent
- No hidden charges or supplements without prior approval

Ram

5.4 Cashless Service Delivery

- All diagnostic services shall be provided on a cashless basis under PM-JAY
- Billing to be done directly to PM-JAY/VPCI insurance pool
- No additional charges to patients except statutory taxes
- Facility to handle all insurance authorization and claims processing

5.5 Data Security & Confidentiality

- All patient data shall be kept strictly confidential
- Compliance with HIPAA/GDPR guidelines mandatory
- Secure digital transmission of reports
- NO sharing of patient information with any third party without authorization

5.6 Quality Assurance

- Quarterly quality audits by VPCI or nominated agency
- Participation in proficiency testing programs
- Maintenance of equipment with valid calibration certificates
- Regular staff training and competency assessment

5.7 Insurance & Liability

- Facility shall maintain comprehensive General Liability Insurance
- Professional Indemnity Insurance cover mandatory
- Employers' Liability Insurance for staff
- Minimum coverage: ₹50 lakhs for diagnostic errors

5.8 Regulatory Compliance

- Maintenance of all statutory licenses and approvals
- Regular updating of NABL/NABH accreditation
- Compliance with Biomedical Waste Management Rules
- Adherence to relevant laboratory and radiation protection regulations

5.9 Performance Monitoring & Penalties

Performance Indicators:


- Service availability: 99% minimum
- Report accuracy: 100% (no errors)
- Turnaround time: As agreed (24-48 hours for routine)
- Customer satisfaction: 95% minimum

Penalties for Non-Performance:

- Recovery of cost for any erroneous reports
- Suspension of new cases for repeated non-compliance (>3 instances)
- Termination of contract for serious violations

5.10 Indemnification

The empaneled facility agrees to indemnify and hold harmless VPCI from any claims, damages, or liabilities arising out of:



- Erroneous or delayed diagnostic reports
- Breach of patient confidentiality
- Failure to maintain statutory compliance
- Professional negligence or malpractice

5.11 Dispute Resolution

- First level: Mutual discussion between facility administrator and VPCI Deputy Registrar
- Second level: Escalation to VPCI Director
- Third level: Arbitration as per Indian Arbitration & Conciliation Act, 1996
- Venue: New Delhi

5.12 Force Majeure

Neither party shall be held liable for non-performance due to force majeure events (natural disasters, pandemics, wars, government action) provided:

- Notice is provided within 48 hours
- Best efforts are made to resume services
- Contract may be suspended during force majeure period

6. Submission Instructions

All bids must be submitted ONLINE ONLY through the CPP Portal
(<https://eprocure.gov.in/eprocure/app>)

6.1 Bid Submission Process

1. Bidder shall register on the CPP Portal and create login credentials
2. Download the tender document and familiarize with all requirements
3. Prepare documents as per specifications in the tender
4. Upload all documents as requested in compressed PDF format
5. Submit bid before the closing date and time
6. Note down the bid reference number for records

6.2 Technical Support

For technical issues with CPP Portal:

- Contact CPP helpline: 1800-223-3411 (toll-free)
- Email: support-eproc@nic.in
- Website: <https://eprocure.gov.in/>

6.3 Post-Submission

- Bidder shall not be allowed to modify or withdraw bid after submission
- VPCI reserves the right to ask for clarifications post bid opening
- Bidders should keep themselves updated on www.vpci.org.in for any corrigendum/amendments



○ IMPORTANT DISCLAIMERS

1. **Authenticity:** This tender is issued by Vallabhbhai Patel Chest Institute, University of Delhi. Ensure the tender portal URL is correct before submitting.
2. **Right to Reject:** VPCI reserves the right to accept or reject any or all bids without assigning any reason.
3. **Non-Binding:** Issuance of this tender does not constitute a binding contract. Contract formation is subject to successful completion of all evaluation stages.
4. **Amendments:** VPCI reserves the right to modify, amend, or cancel this tender at any time without assigning reasons. All amendments/corrigenda will be published on the CPP Portal and VPCI website only.
5. **Bid Validity:** All bids shall remain valid for a minimum of **180 days** from the date of opening.
6. **Earnest Money:** EMD of unsuccessful bidders will be returned after contract finalization with successful bidder. EMD of successful bidder will be retained as security deposit.
7. **Confidentiality:** All information submitted is confidential and shall not be disclosed to unauthorized persons.
8. **Applicable Law:** This tender and all subsequent agreements shall be governed by the laws of India and subject to the exclusive jurisdiction of Delhi courts.

CONTACT INFORMATION

For Tender-Related Queries:

Dr. Ravi Shankar N.

Vallabhbhai Patel Chest Institute
University of Delhi
Delhi-110007

Telephone: 011-27402219, 011-27402421

Email: admin@vpci.org.in, ravi8133@gmail.com

Website: www.vpci.org.in

Office Hours: Monday to Friday, 10:00 A.M. to 5:00 P.M. (IST)



TECHNICAL BID**Tender FOR EMPANELMENT OF HOSPITALS / DIAGNOSTIC CENTERS
FOR PROVIDING DIAGNOSTIC INVESTIGATIONS, RADIOLOGICAL TESTS,
AND LABORATORY SERVICES TO VPCI**

Sr. No.	Description	Yes/ No	Indicate page No. of enclosed document
1.	Organization Information with name of the Firm, location of Office with complete address with Telephone/Fax Nos. and E-mail address.		
2.	Type of Organisation: -		
	(i) Hospital		
	(ii) Diagnostic Centre		
3.	Certificate of Registration of the Hospital/Diagnostic Centre.		
4.	NABH/NABL Accredited: - (If yes, enclosed the attested copy of document)		
5.	NABH/NABL Applied: - (If yes, enclosed the attested copy of document)		
6.	Detailed List of diagnostic equipment available with make, model and year of manufacture. (Enclose the copy)		
	(i) Valid Calibration Certificate for all major diagnostic equipment. (Not older than 12 months)		
	(ii) Annual Maintenance Contracts for major Equipment.		
7.	(i) AERB Approval (If yes, enclosed the attested copy of document)		
	(ii) Registration under PCPNDT (Enclose the copy).		
	(iii) Registration under Biomedical Waste Management Authorization (Attach a copy of the registration certificate).		
	(iv) Fire Safety NOC (Attach a copy)		
	(v) Pollution Control Board Clearance (Attach a copy).		
	(vi) BSL-2/BSL-3 Certification for microbiology laboratory. (Attach a copy)		
8.	Comprehensive list of laboratory tests offered with corresponding CGHS/AIIMS rates with rate compliance declaration		
9.	Details of technical staff with registration details, if any.		
10.	Has the Hospital/Diagnostic Centre has minimum 3 years exp. for continuous operation as a diagnostic facility. (Provide a list with reference details of client).		
11.	Has the Hospital/Diagnostic Centre facility located within a radius of 0 to 10 Km from VPCI premises (Delhi - 110007).		
12.	Has the tenderer signed on all the pages of the tender document? (Attach the signed copy of the tender document)		
13.	Details of EMD of ₹50,000/- in the form of Demand Draft/Banker's cheque/Fixed Deposit Receipt (FDR)/Bank Guarantee from a Nationalized Bank in f/o Director, VPCI and EMD exemption certificates.		
14.	Declaration that hospital/diagnostic center has not been blacklisted by the Central/State Govt. /Autonomous body/PSU on the prescribed Annexure-G.		
15.	GST, PAN & Account Details of the Hospital/Diagnostic Centre. (Copies may be attached).		
16.	Undertaking to maintain CGHS/AIIMS rates		
17.	Undertaking for compliance with all statutory requirement.		

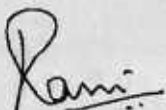
- "The relevant documents attached should be paginated and dully filled in the above columns" which is essential.

Place:

Date:

Signature of Tenderer with seal

[Note: The format may be printed on the letter head of the firm and attached with page numbering]



AGREEMENT FOR EMPANELMENT OF HOSPITALS / DIAGNOSTIC CENTERS FOR PROVIDING DIAGNOSTIC INVESTIGATIONS, RADIOLOGICAL TESTS, AND LABORATORY SERVICES TO THE PATIENTS ADMITTED IN VISHWANATHAN CHEST HOSPITAL (VCH), VALLABHBHAI PATEL CHEST INSTITUTE (VPCI) UNDER AYUSHMAN BHARAT PRADHAN MANTRI JAN AROGYA YOJANA AT CGHS/AIIMS RATES

This Agreement is made on this ____ day of _____, 2026
BETWEEN

Vallabhbhai Patel Chest Institute (VPCI), University of Delhi, Delhi-110007, hereinafter referred to as "**VPCI**" or "**the Institute**", which expression shall include its successors, administrators, and assigns,

AND

M/s. _____, a NABL/NABH-accredited Hospital/Diagnostic Centre having its registered office at _____, hereinafter referred to as the "**Empaneled Facility/Service Provider**", which expression shall include its authorized representatives, successors, and permitted assigns.

WHEREAS

1. VPCI intends to empanel accredited hospital/diagnostic/pathology/radiology centers to provide diagnostic services to patients admitted in the Viswanathan Chest Hospital (VCH) at Vallabhbhai Patel Chest Institute (VPCI) under **Ayushman Bharat Pradhan Mantri Jan Arogya Yojana (AB-PMJAY)** at **CGHS/AIIMS rates**, whichever is lower.
2. The Service Provider has been selected through an e-tendering process and has fulfilled all eligibility criteria, including accreditation, statutory compliance, manpower, equipment standards, and operational capability.
3. Both parties now agree to enter into this Agreement for the provision of diagnostic services on the terms and conditions set forth herein.

NOW THIS AGREEMENT WITNESSETH AS UNDER:

1. SCOPE OF SERVICES


The Empaneled Facility shall provide the following categories of services to VPCI beneficiaries under AB-PMJAY:

1.1 Laboratory Investigations

Hematology, Biochemistry, Microbiology, Immunology, Serology, Cytology, Histopathology, Molecular Diagnostics and any other tests prescribed by VPCI clinicians.

1.2 Radiological Investigations

X-Ray, Ultrasound, CT scan, MRI, PET Scan (if available) and other radio diagnostic services as required.



1.3 Specialized Diagnostic Services

Cardiology diagnostics, Pulmonology tests (PFT, DLCO), Neurology tests (EEG, EMG, NCV), Endoscopy, Bronchoscopy (if applicable), Sleep studies, etc.

1.4 Other Service Requirements

- Cashless services under PM-JAY
- 24x7 emergency diagnostic support
- Digital and hard-copy reporting
- Sample collection from VPCI wards/Clinics
- Report turnaround time as agreed
- 24X7 Ambulance Service.

2. DURATION OF THE AGREEMENT

2.1 The Agreement shall remain valid for **Three (03) Years** from the date of signing.
2.2 The tenure may be extended further based on performance, requirements of VPCI, and mutual consent.

2.3 Either party may terminate the Agreement with **30 days' written notice**, subject to Clause 12.

3. FINANCIAL TERMS

3.1 Rate Structure

The Service Provider shall charge **CGHS/AIIMS rates (2023 or latest revision), whichever is lower**, for all tests/investigations.

3.2 Cashless Services

All services shall be provided strictly on a **cashless basis** under PM-JAY. No patient shall be charged under any circumstances for covered tests.

3.3 No Additional Charges

- No registration fees/consumables/surcharges
- No additional reporting fees
- Only GST shall be applicable as per law

4. OBLIGATIONS OF THE EMPANELED FACILITY

4.1 Accreditation Requirements

- Maintain valid **NABL/NABH accreditation** during the entire contract period.
- Immediately inform VPCI if any accreditation is suspended/withdrawn.

4.2 Statutory Compliance


- Maintain AERB approval, PCPNDT license, Biomedical Waste Authorization, Fire NOC, Pollution Control Certificate, etc.
- Full compliance with applicable laws.

4.3 Manpower

- Qualified Pathologists, Radiologists, Microbiologists, Technologists, and support staff as per norms.

4.4 Equipment

- Modern, calibrated equipment with valid calibration certificates.
- Preventive maintenance and AMC coverage.



1.5 Data & Confidentiality

- Patient information shall be confidential and secured as per HIPAA/GDPR/information security norms.
- No disclosure without written approval of VPCI.

4.6 Reporting Standards

- Routine tests: reports within 24-48 hours
- Urgent tests: within 6 hours
- Emergency radiology: immediate/within medically acceptable timeframe

5. OBLIGATIONS OF VPCI

- Facilitate beneficiary verification and referral
- Provide necessary documentation for PM-JAY claims
- Assist in verification of tests, turnaround time, and quality audit

6. QUALITY ASSURANCE & MONITORING

- 6.1 Quarterly quality audits may be conducted by VPCI.
6.2 Random sample verification may be performed.
6.3 Any non-compliance shall attract penalties or suspension as per Clause 11.

7. BILLING & CLAIM SETTLEMENT

- 7.1 All tests shall be billed as per CGHS/AIIMS rates.
7.2 No patient payment shall be demanded.
7.3 Claims shall be processed after submission with required documents (prescriptions, etc.).
7.4 The Facility shall maintain all records, logs, and supporting documents.

8. INDEMNITY

The Service Provider shall indemnify and keep indemnified VPCI against all claims, damages, liabilities, legal proceedings arising due to:

- Wrong/erroneous/defective diagnostic reports
- Breach of confidentiality
- Professional negligence or misconduct
- Violation of statutory norms

Minimum indemnity cover: ₹50 lakhs.


9. NON-BLACKLISTING CLAUSE

The Service Provider declares that it is **not blacklisted** by any Government Department/PSU/Ministry.
Any blacklisting during the contract period shall result in immediate termination.

10. PENALTIES

Non-compliance with contract terms shall attract:

- Warning for first minor non-compliance
- Suspension for repeated violations (≥3 instances)
- Financial penalties as determined by VPCI
- Termination of contract for serious or repeated violations



11. TERMINATION

VPCI may terminate the Agreement if:

- Accreditation is withdrawn
- Services are found deficient
- Misconduct, fraud, overcharging, or malpractice is detected
- Statutory compliance is violated
- Patient safety is compromised

30 days' notice shall be given unless termination is due to severe misconduct, which may be immediate.

12. Dispute Resolution

- First level: Deputy Registrar (VPCI)
- Second level: Director (VPCI)
- Third level: Arbitration as per **Arbitration & Conciliation Act, 1996**
- Jurisdiction: **Delhi Courts only**

13. FORCE MAJEURE

Neither party shall be liable for non-performance due to circumstances beyond control (natural calamities, pandemic, war, etc.). Written intimation must be given within 48 hours.

14. AMENDMENTS

Any amendment to this Agreement must be made **in writing** and signed by authorized representatives of both parties.

15. ENTIRE AGREEMENT

This Agreement, along with tender documents, bid submission, declarations, undertakings, and annexures forms the **entire contract** between VPCI and the Service Provider.

16. SIGNATURES

IN WITNESS WHEREOF, the parties hereto have executed this Agreement on the day, month, and year first above written.

FOR VALLABHBHAI PATEL CHEST INSTITUTE (VPCI)

Name: _____
Designation: _____
Signature: _____
Seal: _____

FOR THE EMPANELED FACILITY

Name: _____
Designation: _____
Facility Name: _____
Signature: _____
Seal: _____

WITNESSES

1. Name: _____ Signature: _____
2. Name: _____ Signature: _____



UNDERTAKING

I, the undersigned as the authorized signatory hereby submit this Undertaking stating that I have carefully read all the terms and conditions as given in the tender document, general terms & conditions of the contract/ agreement as per Annexure-B and agree to the terms and conditions, scope of work, Agencies and Institute's obligation, Payment terms, Penalty clause and all other conditions as mentioned in the said tender document. The Hospital/Diagnostic Centre will abide by all the terms and conditions stipulated in the said tender document if we are awarded this tender.

Further, the information/documents furnished along with the said tender are true and authentic to the best of my knowledge and belief. I / we, am / are well aware of the fact that furnishing of any false information/fabricated document would lead to rejection of my tender at any stage besides liabilities towards prosecution under appropriate law

Signature :

Name :

Designation :

(With Seal of the Hospital/Diagnostic Centre)

[Note: The format may be printed on the letter head of the firm and attached with page numbering]



DECLARATION REGARDING NON-BLACKLISTING

(To be executed on Rs. 10/- Stamp paper & attested by Public Notary/Executive Magistrate by the bidder)

I / We Proprietor/ Partner(s)/ Director(s) of M/S. ----- hereby declare that the firm/company namely M/S. ----- has not been blacklisted or debarred any Government Organization or Autonomous Body or Private Organization and there is no vigilance/CBI case pending/ Contemplated against our firm.

In case the above information found false I/We are fully aware that the tender/ contract will be rejected/cancelled by the Competent Authority, VPCI and EMD/SD shall be forfeited.

Signature-----

Name -----

Capacity in which as signed: -----

Name & address of the Hospital/Diagnostic Centre: -----

**Seal of the Hospital/Diagnostic Centre
should be Affixed.**

Date:

Rami

Signature of Bidder with seal.

Undertaking to Maintain CGHS/AIIMS Rates

I/We, _____ (Name & designation of authorized signatory) on behalf of _____ (Name of Hospital/Diagnostic Centre), hereby undertake that:

1. We shall strictly adhere to and charge only the **prevailing CGHS/AIIMS approved rates** for all diagnostic investigations, radiological tests, laboratory services, procedures, and any other services for which empanelment has been sought/granted.
2. No additional charges, incidental charges, or consumable costs shall be levied over and above the prescribed CGHS/AIIMS rates.
3. Any revision in CGHS/AIIMS rates shall be automatically applicable, and the same shall be implemented by us with immediate effect.
4. We understand that **non-compliance** may result in penalties, suspension, or termination of empanelment.

This undertaking is submitted voluntarily and with full responsibility.

Date: _____

Place: _____

Signature: _____

Name: _____

Designation: _____

Hospital/Diagnostic Centre: _____

Seal: _____

[Note: The format may be printed on the letter head of the Hospital/Diagnostic Centre and attached with page numbering]



Complete List of Investigation

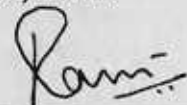
1. BRONCHOSCOPY ✓
2. ECG ✓
3. MANTOUX TEST ✓
4. SKIN BIOPSY ✓
5. PLEURAL FLUID ASPIRATION ✓
6. LYMPH NODE ASPIRATION ✓
7. POLYSOMNOGRAPHY (SCREENING) ✓
8. POLYSOMNOGRAPHY (COMPLETE) ✓
9. SPIROMETRY SINGLE ✓
10. SPIROMETRY WITH REVERSIBILITY ✓
11. STATIC LUNG VOLUMES (HELIUM) ✓
12. DIFFUSION CAPACITY ✓
13. COMPLETE PFT ✓
14. EXERCISE BRONCHOPROVOCATION TEST ✓
15. ARTERIAL BLOOD GAS ANALYSIS (ABG) ✓
16. SERUM ELECTROLYTES ✓
17. ELECTROLYTES TEST ✓
18. SKIN TESTS FOR TYPE 1 HYPERSENSITIVITY (ALL ALLERGENS)/COMMON ALLERGENS ✓
19. COMPLETE SKIN TESTS - 172 ANTIGEN ✓
20. SKIN TEST FOR FOOD ALLERGENS (66 ANTIGENS) ✓
21. SKIN TESTS (ASPERGILLUS SPECIES) - 6 ANTIGEN ✓
22. SPECIFIC IGE TEST (RESPIRATORY PANEL TEST) ✓
23. SPECIFIC IGE TEST (FOOD PANEL TEST) ✓
24. SPECIFIC IGE TEST (PAEDIATRIC PANEL TEST) ✓
25. ALPHA 1 ANTITRYPSIN (THROUGH SERUM PROTEIN ELECTROPHORESIS) ✓
26. SPECIFIC IGE TEST (RICE) ✓
27. SPECIFIC IGE TEST (ORANGE) ✓
28. SPECIFIC IGE TEST (LEMON) ✓
29. SPECIFIC IGE TEST (TOMATO)
30. SPECIFIC IGE TEST (BANANA)
31. SPECIFIC IGE TEST (PEANUT)



32. SPECIFIC IGE TEST (POTATO)
33. SPECIFIC IGE TEST (MILK)
34. SPECIFIC IGE TEST (EGG WHITE)
35. SPECIFIC IGE TEST (CYNDON DACTLON)
36. SPECIFIC IGE TEST (SORGHUM HALEPENSE)
37. SPECIFIC IGE TEST (ARTEMISIA ABSINTHIUM)
38. SPECIFIC IGE TEST (HOUSE DUST MITE)
39. SPECIFIC IGE TEST (ASPERGULLUS FUMIGATUS)
40. SPECIFIC IGE TEST (COCKROACH)
41. SPECIFIC IGE TEST (MOSQUITO)
42. SPECIFIC IGE TEST (DOG DANDER)
43. SPECIFIC IGE TEST (WHEAT)
44. SPECIFIC IGE TEST (HOUSE FLY)
45. SPECIFIC IGE TEST (ASPERGILLUS FLAVUS)
46. SPECIFIC IGE – IMMUNOBLOT BASED INDIAN MIXED SCREEN PANEL
(80 ALLERGEN PANEL)
47. PLAIN X-RAY CHEST PA
48. PLAIN X-RAY CHEST PA WITH FILM
49. PLAIN X-RAY CHEST LATERAL/DECUBITUS
50. PLAIN X-RAY CHEST LATERAL/DECUBITUS WITH FILM
51. PLAIN X-RAY ABDOMEN AP
52. PLAIN X-RAY ABDOMEN AP WITH FILM
53. X-RAY PNS
54. X-RAY WITH FILM
55. X-RAY JOINTS /LONG BONES
56. X-RAY JOINTS /LONG BONES WITH FILM
57. X-RAY SPINE
58. X-RAY SPINE WITH FILM
59. CT THORAX/CHEST
60. CT ABDOMEN
61. CT SPINE
62. CT-COST OF FILM
63. CT HEAD/PNS
64. CT GUIDED PROCEDURES
65. ULTRASOUND CHEST
66. ULTRASOUND ABDOMEN
67. ULTRASOUND GUIDED PROCEDURES



68. BARIUM MEAL
69. BARIUM SWALLOW
70. IVP
71. HAEMOGRAM (HB)
72. ABSOLUTE EOSINOPHIL COUNT (AEC)
73. PLATELET COUNT
74. RETICULOCYTE COUNT
75. ESR
76. URINE ROUTINE AND MICROSCOPIC EXAMINATION
77. URINE BILE SALTS
78. URINE BILE PIGMENTS
79. URINE KETONES
80. FINE NEEDLE ASPIRATION CYTOLOGY (SLIDE EXAMINATION) (FNAC)
81. SPUTUM FOR MALIGNANT CELLS
82. HISTOPATHOLOGY (TBLB)
83. HISTOPATHOLOGY (EBLB)
84. HISTOPATHOLOGY (TBNA)
85. PERIPHERAL SMEAR EXAMINATION (BLOOD PICTURE)
86. PERIPHERAL SMEAR EXAMINATION FOR MP
87. SPUTUM FOR EOSINOPHILS
88. BLEEDING TIME AND CLOTTING TIME
89. D-DIMER
90. PROTHROMBIN TIME (PT)
91. ACTIVATED PARTIAL THROMBOPLASTIN TIME (APTT)
92. FDP-FIBRINOGEN DEGRADATION PRODUCTS
93. CYTOLOGY – PLEURAL FLUID
94. CYTOLOGY – BAL
95. CYTOLOGY – SPUTUM
96. ANAEROBIC CULTURE
97. CULTURE FOR AEROBIC PATHOGENS/PYOGENIC (SPUTUM) WITH ANTIBIOTIC SENSITIVITY
98. CULTURE FOR AEROBIC PATHOGENS/PYOGENIC (URINE) WITH ANTIBIOTIC SENSITIVITY
99. CULTURE FOR AEROBIC PATHOGENS/PYOGENIC (PUS) WITH ANTIBIOTIC SENSITIVITY
100. CULTURE FOR AEROBIC PATHOGENS/PYOGENIC (BAL) WITH ANTIBIOTIC SENSITIVITY



101. CULTURE FOR AEROBIC PATHOGENS/PYOGENIC (PLEURAL FLUID) WITH ANTIBIOTIC SENSITIVITY
102. BLOOD CULTURE WITH DRUG SENSITIVITY
103. STOOL CULTURE WITH DRUG SENSITIVITY
104. AFB/SPECIMEN AND CULTURE - SPUTUM
105. AFB/SPECIMEN AND CULTURE - URINE
106. AFB/SPECIMEN AND CULTURE - PUS
107. AFB/SPECIMEN AND CULTURE - PLEURAL SMEAR
108. AFB/SPECIMEN AND CULTURE - BAL
109. SPUTUM CULTURE FOR AFB (BACTEC)
110. DRUG SENSITIVITY (AFB) (LJ MEDIUM) PER DRUG
111. DRUG SENSITIVITY (AFB) PER DRUG
112. FUNGUS - SKIN SCRAPINGS
113. FUNGUS - PUS
114. FUNGUS - SPUTUM CULTURE
115. FUNGUS - BAL
116. FUNGUS - PLEURAL FLUID
117. DIRECT EXAMINATION FOR FUNGUS
118. SERUM PRECIPITINS
119. HBS AG (HEPATITIS -B DETECTION)
120. C REACTIVE PROTEIN (CRP)
121. HIV
122. TOTAL SERUM IGE
123. SERUM PROTEINS (ALBUMIN/GLOBULIN)
124. SERUM BILIRUBIN (TOTAL)
125. COMPLETE LFT
126. SERUM GOT
127. SERUM GPT
128. SERUM ALKALINE PHOSPHATASE
129. SERUM CREATININE
130. KFT
131. BLOOD UREA
132. BLOOD GLUCOSE (FASTING AND RANDOM)
133. BLOOD GLUCOSE (FASTING AND POST PRANDIAL)
134. 24-HR URINARY CALCIUM
135. 24-HR URINARY PROTEINS
136. PLEURAL FLUID BIOCHEMICAL ANALYSIS



- 137. LIPID PROFILE
- 138. YOGA THERAPY
- 139. BIOCHEMICAL ANALYSER
- 140. X-RAY COST OF FILM
- 141. C-ANCA
- 142. P-ANCA TEST
- 143. ANA TEST
- 144. SCL – 70 TEST
- 145. HCV – TEST
- 146. SERUM CALCIUM
- 147. SERUM PHOSPHORUS
- 148. SERUM URIC ACID

Blood

- 149. D-Dimer
- 150. Trop I quantitative
- 151. Nt pro BNP
- 152. CPK (Creatinine Phospho Kinase)
- 153. CPK-MB
- 154. S.Procalcitonin
- 155. S. LDH
- 156. S. Ammonia
- 157. Dengue NS1
- 158. Dengue serology IgM/IgG
- 159. Malaria RDT
- 160. Typhidot IgM
- 161. Filarial Antibody (IgG)
- 162. Echinococcal Antibody (IgG)
- 163. S.Galactomannan (and BAL galactomannan)
- 164. ANA (by IFA)
- 165. Anti-PR3, anti-MPO (cAnca, pAnca)
- 166. Anti-CCP
- 167. Anti-Scl-70
- 168. RA Factor Quantitative
- 169. CRP Quantitative
- 170. S.Ferritin
- 171. S. Iron
- 172. TIBC



- 173. Transferrin Saturation
- 174. S. Folate
- 175. S. B12
- 176. S. Mg
- 177. TSH
- 178. S. Cortisol
- 179. Rh blood group
- 180. S. Osmolaity
- 181. Vitamin D

Urine

- 182. Urine spot Na
- 183. Urine spot Chloride
- 184. Urine spot potassium
- 185. Urine Osmolality
- 186. Urine for active sediments

Pleural fluid

- 187. ADA
- 188. LDH

Stool

- 189. Stool for C.Diff
- 190. Stool for occult blood

Respiratory sample

- 191. Multiplex PCR respiratory panel throat swab

Radiology

- 192. NCCT Chest
- 193. CECT chest
- 194. CT angiography pulmonary and bronchial
- 195. NCCT head
- 196. CECT head
- 197. NCCT PNS
- 198. USG chest
- 199. USG whole abdomen
- 200. UDG neck for lymph node
- 201. USG/CT guided biopsy
- 202. USG lower limb deep vein doppler for DVT screen

Rami